















# Appointment Settings

**Purpose:** This feature allows practices to configure the ManageMyHealth online appointments

[Login to ManageMyHealth Account](#) ➡ [Systems Menu](#) ➡ [Appointment Settings](#).

Systems Menu


-  Patient Registration Template
-  Appointment Settings
-  Setup Services
-  Appointment Message
-  Recall Settings
-  Repeat Script Settings
-  Phone Appt Settings
-  Setup Practice Directory
-  Video Consultation Settings
-  Setup Online Practice T&Cs
-  Pre-Screening Settings
-  Online Payment Settings
-  Merchant AC Setup
-  Repeat Script Fee Settings

1. Scroll to the bottom of the page, and click 'edit':



2. Complete the page, selecting the relevant options.

3. If you are unsure which option to select, click on the blue information icon next to your options for a detailed explanation:

**Rule E : Restrict to Default Provider and Providers with no Restrictions**   
Please save settings to configure Rule E.

4. Once you have finished entering the required information, click save at the bottom of the screen:

