

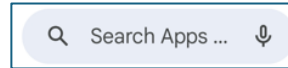


How to Install Teams Microsoft Teams with your Smartphone, Android Tablet, or iPad

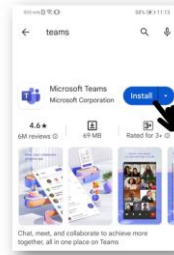
1. Open the Google Play Store on your Android device, or App Store on your iPhone.
2. In Search button, type in "Teams".



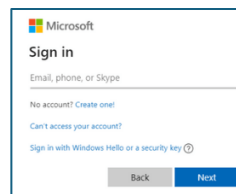
Or



3. Next to the Microsoft Teams entry, touch Install.
4. After installation completes, open app.

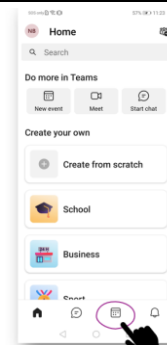
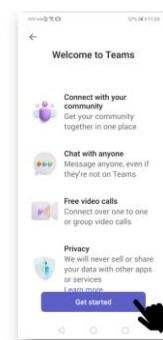


5. Login or create a Microsoft account. ** Tip - use the same email address to which a Teams meeting may have already been sent*



6. Get started and login with Teams using your email address and password.
7. Find your meetings and schedules by clicking on the calendar icon.

For more help: watch this video [Get started with Microsoft Teams in Mobile \(youtube.com\)](#)



How to Join a Teams meeting from your Smartphone, Android Tablet, or iPad



1. Open your Teams app.
2. From your Calendar, select Join on a meeting before it's started, or join one that's in-progress.
3. Turn on your camera.
4. Choose your audio settings.
5. Select Join now.

For more help: watch this video [How to join a Microsoft Teams meeting with the Teams mobile app | Microsoft \(youtube.com\)](#)